

RICOH IS450

Image Scanner



**A Superbly Designed
High-capacity Scanner**

High-speed and duplex scanning for enhanced efficiency

Ricoh's new IS450 Image Scanner offers several exciting innovations that have been designed to improve your work efficiency. To start with, it is able to perform duplex scanning at the rapid speed of 86 ipm and simplex mode scanning at 55 ppm. You can even operate it independently of your PC. An intelligent layout allows you to place it virtually anywhere with easy access to all of its features. The IS450 handles a broad range of paper sizes, and it's the first A3 scanner to pass the rigorous Energy Star specification standards. Add a full range of image processing features, and you have a scanner that will keep you far ahead of your growing scanning needs - in style. The IS450 is available in four configurations, so you can select the ideal unit for your scanning needs. Choose among the IS450S (Simplex Standard), the IS450D (Duplex Standard), the IS450SE (Simplex with Endorser), and the IS450DE (Duplex with Endorser).



Higher Productivity

Fast scanning time

The IS450's impressive scanning speeds of 55 ppm in simplex mode and 86 ipm in duplex mode ensure enhanced work efficiency.

Duplex scanning

Ricoh's Contact Image Sensor (CIS) enables double-sided documents to be scanned in a single operation when fed into the ADF (Auto Document Feeder), saving both time and money.

Large 150-sheet ADF capacity

The ADF can handle up to 150 standard A4 sheets at a time, which will manage the majority of documents used in most establishments.

Superior paper handling

The IS450 is capable of handling a wide range of paper sizes with impressive reliability, from small documents such as personal cheques up to A3-size paper.

User-friendly Functions

Endorser Function

(standard for IS450SE/IS450DE, optional for IS405S/IS450D)
The Endorser enables you to print up to 19 letters or figures for easy retrieval of mission critical images.

Red Lamp Unit (Option)

This useful feature allows you to eliminate red print elements, such as those made by a marker or red pen.

Document Size Detection

This function automatically detects the length and width of the original and sends the information to your PC screen.

Optional Image Processing Unit

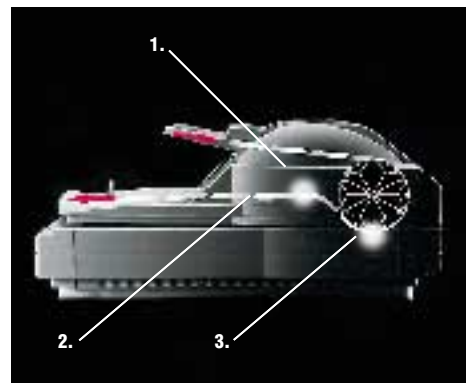
The Image Processing Unit enables operation of the following functions:

- **Auto Photo/Letter**

Automatically distinguishes the text and photographic portions of an original, and scans each in the most suitable scan mode.


- **Dynamic Threshold**

Automatically determines a suitable threshold value based on the brightness of the original and converts the scanned image into binary data.



1. CIS (Contact Image Sensor) for scanning back of paper
2. Endorser
3. Sensor for scanning front of paper

Original





Designed to meet your needs

Easy operation

Unlike conventional scanners that can only be operated in tandem with a PC, the IS450 allows you to manually start scanning immediately after pressing the Start Key on the scanner unit's operation panel.

Space-saving design

The IS450 intelligently integrates paper feeding and other operations for maximum flexibility, enabling convenient placement against a wall. All cables, cords and connectors are located in a recess, and the ADF can be opened without having to relocate the scanner.

Environment-conscious design


The IS450 is the first A3 scanner to meet the specification standards of the US Environmental Protection Agency's Energy Star programme.

• Other features


- 256 Greyscales
- Noise Removal



Without Dynamic Threshold



With Dynamic Threshold



Simplex / Duplex
55 ppm / 86 ipm



Image Processing Unit



Endorser



Red Lamp

IS450 Specifications

Type:	Desktop Flatbed Scanner
Configuration:	Flatbed with built-in ADF
Document Size:	Up to A3
Scanning Area:	
Main Scanning:	Max. 298 mm
Sub Scanning:	Max. 432 mm
Scanning time:	0.65 sec. (A4/Portrait @ 200 dpi) 1.30 sec. (A4/Portrait @ 400 dpi)
Basic Scanning Density:	400 dpi
Greyscale:	256 gradations (8 bits/pixel)
Interface:	SCSI 2 (SCAM)
Power Supply:	
100V machine:	120V AC, 60 Hz
200V machine:	220 to 240V AC, 50/60 Hz
Dimensions (W x D x H):	470 x 677 x 278 mm (Including rubber feet)
Weight:	
IS450S:	Approx. 25 kg
IS450D:	Approx. 26 kg
IS450SE:	Approx. 26 kg
IS450DE:	Approx. 27 kg
Life of Flatbed:	5 years or 500K scans, whichever comes first

Auto Document Feeder (ADF)

Access to ADF:	Sheet through type	
Stack Volume:	150 sheets	
Document Size:		
Main Scanning:	Max. 298 mm, Min. 69 mm	
Sub Scanning:	Max. 432 mm, Min. 120 mm	
Throughput:		
Simplex Mode:		
	Portrait	Landscape
A4/200 dpi	55 ppm	67 ppm
/400 dpi	31 ppm	39 ppm
LT/200 dpi	57 ppm	69 ppm
/400 dpi	32 ppm	40 ppm
Duplex Mode:		
	Portrait	Landscape
A4/200 dpi	86 ipm	100 ipm
/400 dpi	47 ipm	55 ipm
LT/200 dpi	88 ipm	102 ipm
/400 dpi	32 ipm	37 ipm
Life of ADF:	5 years or 2,000K scans, whichever comes first	

*Availability of options might vary from country to country.
Specifications are subject to change without notice.
The colour(s) of the actual product may vary from
the colour(s) shown in this brochure.*



Ricoh has determined that this product meets the ENERGY STAR guidelines for energy efficiency.

RICOH

Image Communication Home Page: <http://www.ricoh-europe.com>

Ricoh believes in conserving the earth's precious natural resources.
This brochure is printed on environmentally friendly paper.

RICOH EUROPE B.V. Groenelaan 3, P.O. Box 114, 1180 AC Amstelveen, The Netherlands. Tel.: +31-(0)20-5474111, Telex: 11384, Fax: +31-(0)20-6418601

For more information, please contact:

STANFORD MARSH
STANFORD MARSH GROUP

www.stanfordmarsh.co.uk
info@stanfordmarsh.co.uk | 0844 856 0701